

Printmaking Notes

Plate - any surface that an image can be created on.

Examples: styrofoam, plexi glass, wood, etc.

Brayer - a roller tool that applies ink to a plate.

Barren - a tool that applies even pressure to the inked plate.

Edition - total number of images in a group of prints.



Title

edition
number

signature

Relief Print or Block Print - the ink stays above the plate.

Rubric for block print


- 10pt. Image is based on destination.
- 15pt. Image has equal amounts of white and inked areas.
(Not too much of one or the other.)
- 10pt. Final print has been printed neatly without ink smudges on the paper.
- 15pt. Final print has been titled, signed and numbered correctly.
- 50pt. Creativity and Neatness
- 100pts. Total



Etched print - ink lies below the surface of the plate.

Rubric for etched print

- 10pt.** Image has been created based on lines.
- 15pt.** Image has different values created by overlapping lines.
- 10pt.** Final print has been printed neatly without ink smudges on the paper.
- 15pt.** Final print has been titled, signed and numbered correctly.
- 50pt.** Creativity and Neatness
- 100pts.** Total



Monotype Print - image can only be created once.
Ink is pulled directly off of the plate by applying pressure and can be done by many different ways.



Word Bank

Plate

Barren

Brayer

Edition

1. _____ - total number of images in a group of prints.
2. _____ - a roller tool that applies ink to a plate.
3. _____ - a tool that applies even pressure to the inked plate.
4. _____ - any surface that an image can be created on.
Examples: styrofoam, plexi glass, wood, etc.

"Once long ago stood _____."

1.


2.

3.

**Rate the three words as being
your favorite being number 1,
2nd and 3rd.**

**Take your three words and
create an icon for each of them.**

Example: knowledge -



You are going to now draw your three icons based on size. 1st icon will be the largest going to the 3rd icon being the smallest.

My words:


- 1. Youth**
- 2. Destination**
- 3. Knowledge**

My words:

1. Youth

2. Destination

3. Knowledge



Student Name _____ Grade _____

**Answer the following statement with three different words.
"Once long ago stood _____."**

1.

2.

3.


Create an icon for each word that you wrote above.

1.

2.

3.

You are going to now draw your three icons based on size. 1st icon will be the largest going to the 3rd icon being the smallest.

A large, empty rectangular box with a black border, intended for drawing three icons of varying sizes. The box occupies the right half of the page.