

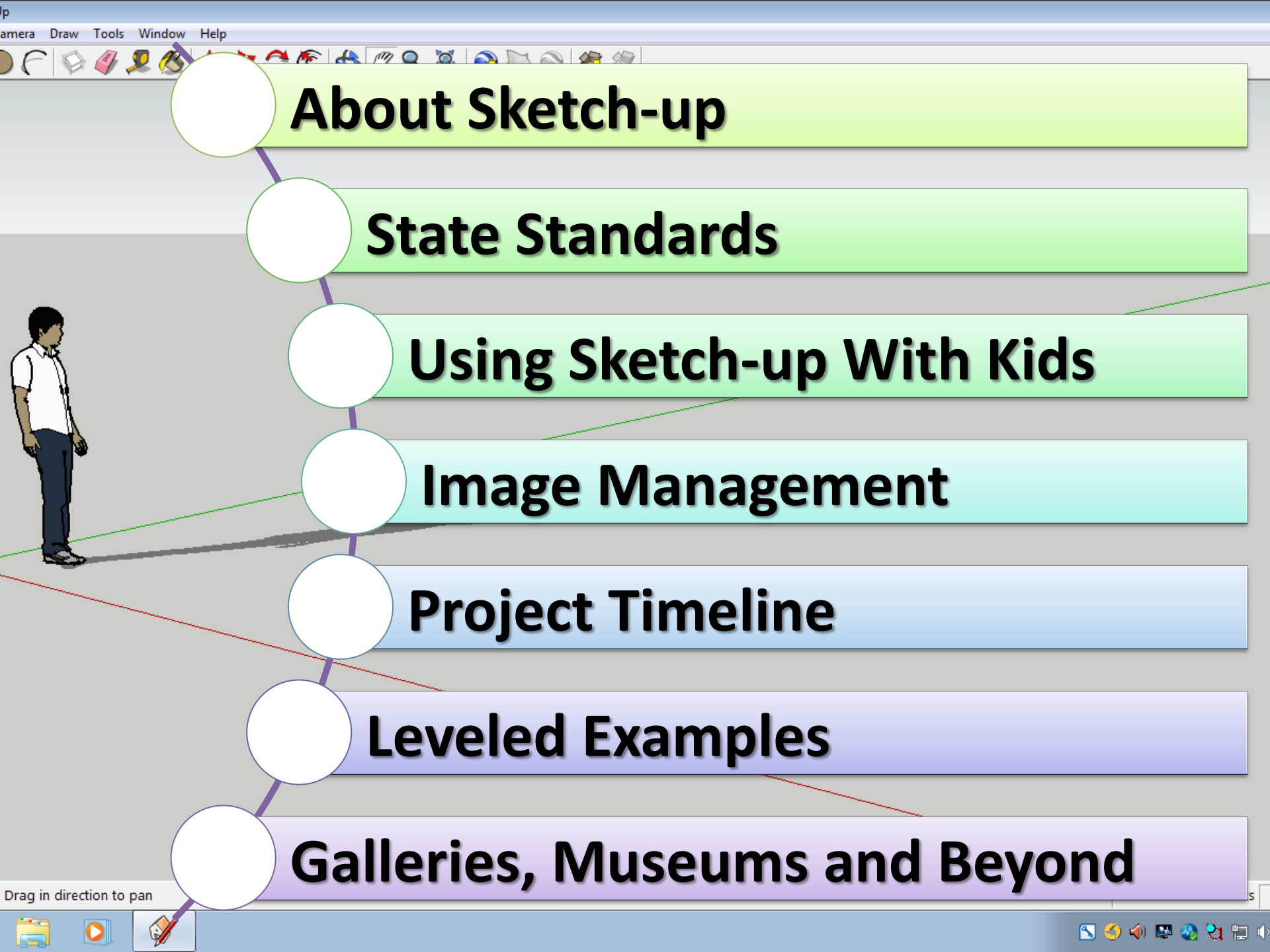
SKETCH UP

DIGITAL GALLERIES

Cynthia Gaub

**North Middle School
Everett Washington**

www.artechtivity.com



About Sketch-up

State Standards

Using Sketch-up With Kids

Image Management

Project Timeline

Leveled Examples

Galleries, Museums and Beyond

About Sketch-Up

[Download SketchUp](#)

Sketch-Up Make

- Free, basic
- Great for lower grades

Sketch-up Pro

- Free with educational licensing for most states, see website

SketchUp Pro for K-12 ninjas

Learn more about [EDU licensing >>](#)



National Standards

NCCAS Visual Arts Standard Pr5-8

- Develop and refine artistic techniques and work for presentation. Collaboratively prepare, and present selected artworks, based on a theme, for display and formulate exhibition narratives for the viewer.

ISTE Technology Standard 1

- Students demonstrate creative thinking, construct knowledge, and develop innovative products and processes using technology. Create original works as a means of personal or group expression

Using Sketch-up with Kids

Let them Explore

- Critical Vocabulary using the Instructor
- Start with some basic explorations

Use Online Videos

- [School tube](#), [You tube](#)
- [Sketch-up site](#)

Peer Helpers

- Use the experts in the room!



Image Management: Taking Pictures

Scan as you Grade

- **Scanner Options:** Wand scanner, Copier scanner, Computer scanner, document camera.

Student Photo Days

- Portfolio pick and choose
- End of project/unit

Class Photographer

- Weekly/ daily job assignment

Artsonia w/ Ipad

- Student upload function into personal accounts
- Students can download later

Parent Helpers

- Use parent volunteers if you have them!



Image Management: Storing Pictures

Using your Network

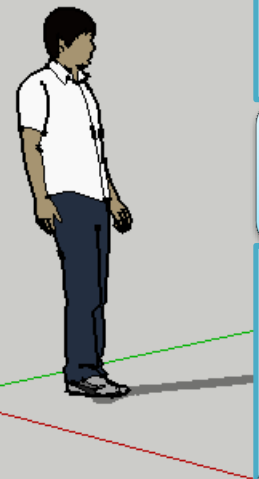
- **Classes Folders w/ permissions** (talk to your tech dept to see what is best for your network)
- Shared drives open to deletion issues

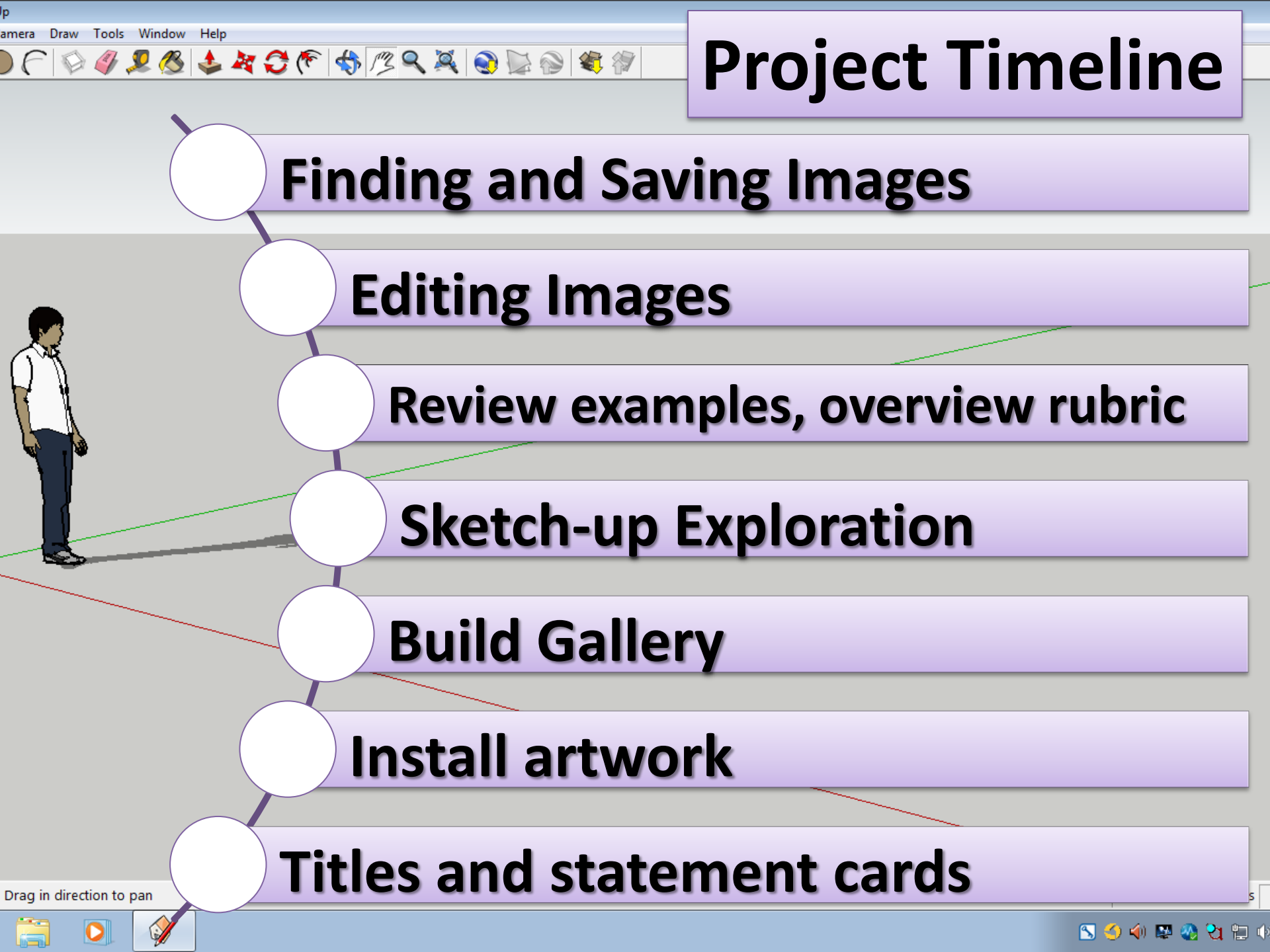
Removable Drive Options

- Multiple Flash drives (be aware of deletion issues, keep a back-up)
- Burned Disks

Batch Processing

- Batch rename and resize!
- Be aware of SIZE. The bigger the image the larger the .skp file. Recommend no bigger than 650 pixels wide with 150 resolution.





Project Timeline

Finding and Saving Images

Editing Images

Review examples, overview rubric

Sketch-up Exploration

Build Gallery

Install artwork

Titles and statement cards

What I show my students...

Leveled
Examples

Below Standard

Requirements:

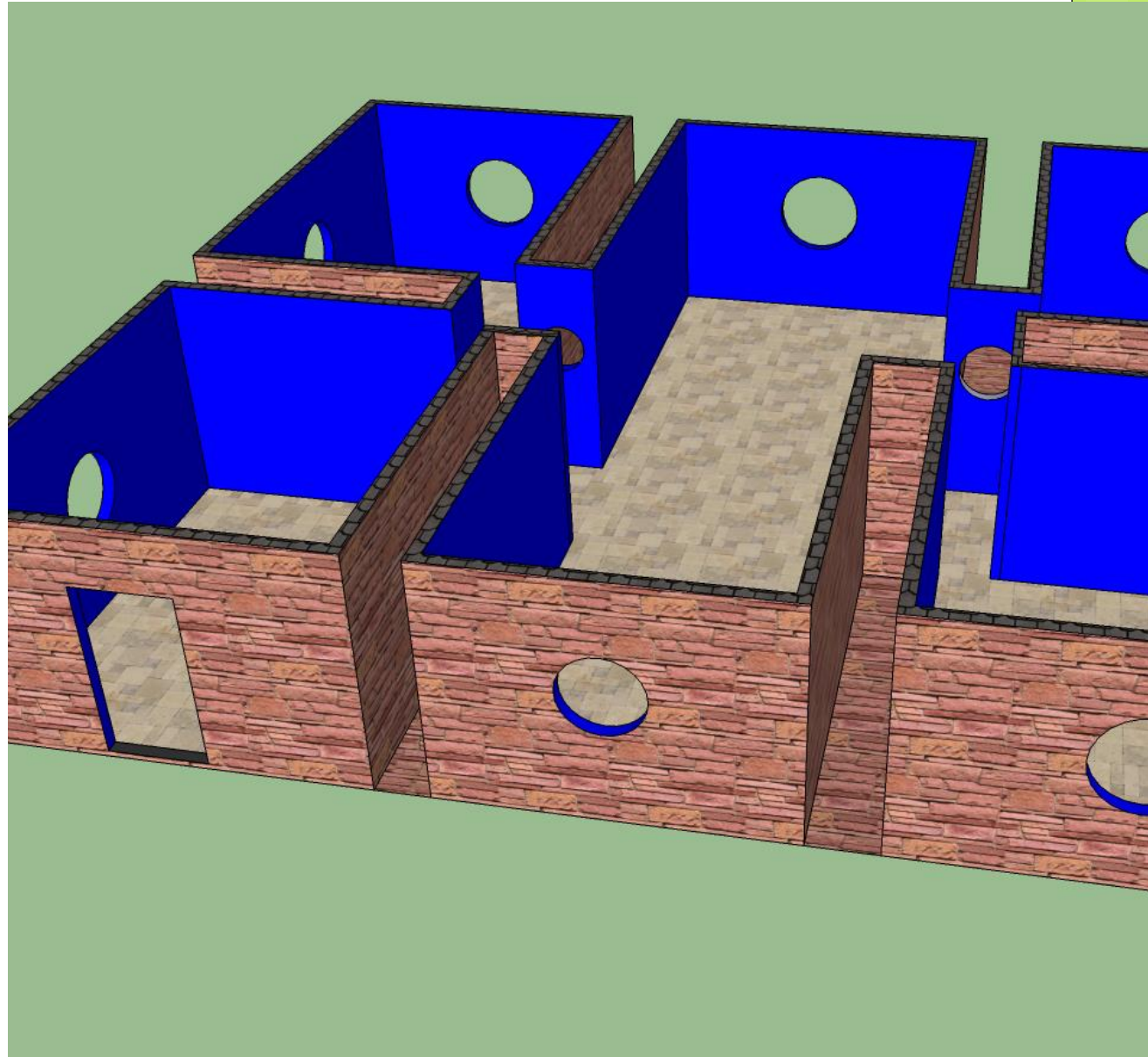
- Has 4 walls
- Has an entrance

MISSING:

- Missing **ALL Artwork**
- Missing sign on the door
- Missing artwork labels

EXTRA:

- Textures on all walls and floors
- Has windows and interesting shape



NEAR Standard

Requirements:


- Has 4 walls
- Has an entrance
- Has sign on the door
- Has artwork

MISSING:

- Missing artwork labels
- No FRAMES on the artwork

EXTRA:

- Paint on all walls and floors
- Has an interesting shape



MEETS Standard

Requirements:

- Has 4 walls
- Has an entrance
- Has sign on the door
- Has all required artwork
- Has artwork labels
- Artwork is all FRAMED

MISSING:

- Artist statements with labels

EXTRA:

- Textures on all walls and floors



Requirements:

- Has 4 walls
- Has an entrance
- Has sign on the door
- Has all required artwork
- Has artwork labels **with details**
- All artwork is framed

EXTRA:

- Textures or colors on all walls and floors
- Interesting shape
- Windows and other details



More Examples

Our Galleries on Artsonia

<http://www.artsonia.com/museum/gallery.asp?exhibit=681883>

My How-To Videos on SchoolTube

<http://bit.ly/Tk1MpW>

<http://bit.ly/YqWFec>

Other How-to Videos on SchoolTube

<http://bit.ly/r9r5sW>

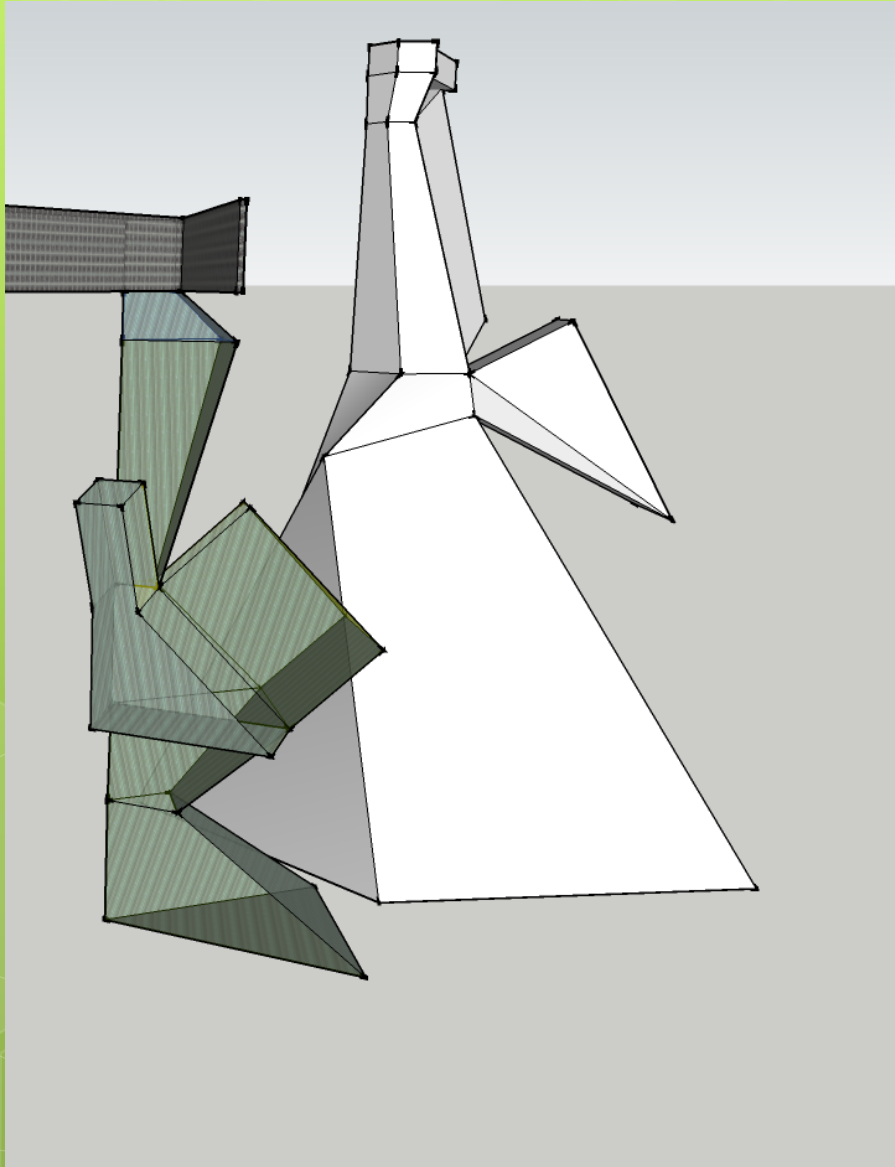
My Student Gallery Animations

<http://bit.ly/LqUNXp>

<http://bit.ly/MH897q>

-videos
-sketch-ups


Other Project Ideas



Beginner:

**Tower
Sculptures**

Other Project Ideas




Beginner:

**Design a
Chair**



Intermediate to Advanced: House with roof



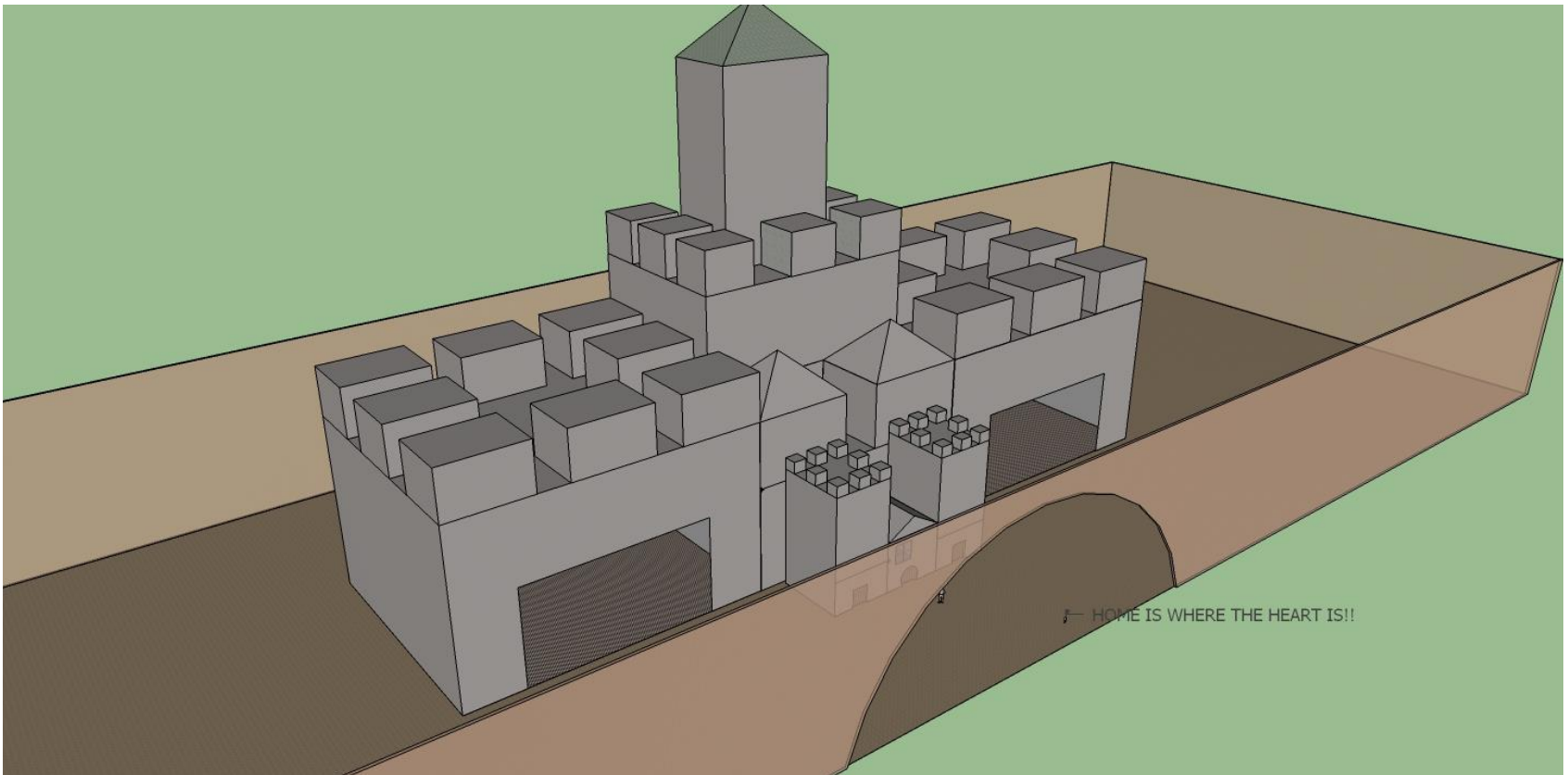
Intermediate: 3-D Text/ Logo Design



Beginner to Intermediate: 3-D Text Name Art with Applied Textures



Advance: Other types of architecture (castles)



Additional Resources on my Website

Unit plan w/ my reflections

Student worksheets

Entry task slide show

Vocab sheets

Links to How-To and Student videos

www.artechtivity.com

