







ART & IDENTITY: PROJECT BASED LEARNING

Laura Roth, Art Teacher • Marsh Creek Sixth Grade Center • LROTH@dasd.org

Downingtown Area School District, Downingtown, PA

	<p>Driving Question: How can we use art to define who we are as:</p> <ul style="list-style-type: none">• individuals• a community• agents of change
	<p>The Project: A three-layered piece of art that will address your personal answer to the question.</p> <ul style="list-style-type: none">• Two layers will be created with traditional art media• One layer will be created with digital media with use of the iPad• All layers will be combined to produce multimedia artwork.
	<p>Subject Areas: Art, Social Studies, Language Arts, Integrated Digital Informational Technology (IDIT)</p> <ul style="list-style-type: none">• Social Studies - Define various characteristics of culture• Language Arts - Write a description of the artwork created• IDIT - Data collection, QR codes, Show Me app 
	<p>Entry Event: Partnership with The West Collection</p> <ul style="list-style-type: none">• Guest speaker: Mr. Lee Stoetzel, Curator of The West Collection• Students voted on which pieces of art they would like to borrow from the collection• Art will be displayed in a mobile art gallery, as well as within the school 
	<p>Public Audience:</p> <ul style="list-style-type: none">• TEDx: Art & Identity• Art Fair with local businesses• Displaying student artwork in local businesses in community



Projects start with a
**DRIVING
Question**



Students

Inquire

Students have a

Voice

and

Choice

Students
LEARN
AS
THEY



Need to Know

Students
Revise
and

Reflect

Students
present
to a



Public Audience